

# NELSON™ HEAT TRACING SYSTEMS SPECIFICATION / APPLICATION

## TH4X325 THERMOSTAT INSTALLATION

### DESCRIPTION



### ENCLOSURE

Die Cast Aluminum

### CLASSIFICATIONS

NEMA Type 4X IP66

### TEMPERATURE RANGE

#### Range

-4 to 163°C (25 to 325°F)

### CAPILLARY

#### Length

3m (10ft.)

#### Material

Stainless Steel

#### Max. Bulb Temp.

215°C (420°F)

### ELECTRICAL DATA

#### CSA Rating

22 amp resistance 480VAC

#### UL Rating

22 amp resistance 480VAC

### CALIBRATION ACCURACY

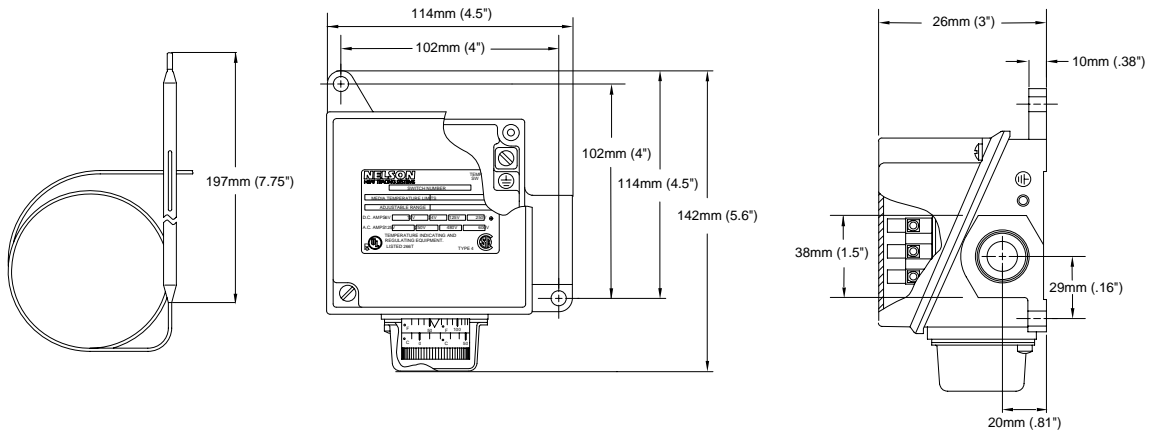
1.6°C (3°F)

### SWITCH TYPE

Single Pole Double Throw

These thermostats are used for controlling heat tracing systems in an ordinary locations. The capillary bulb should be mounted on the side of the pipe.

### OUTLINE



### Annual Maintenance:

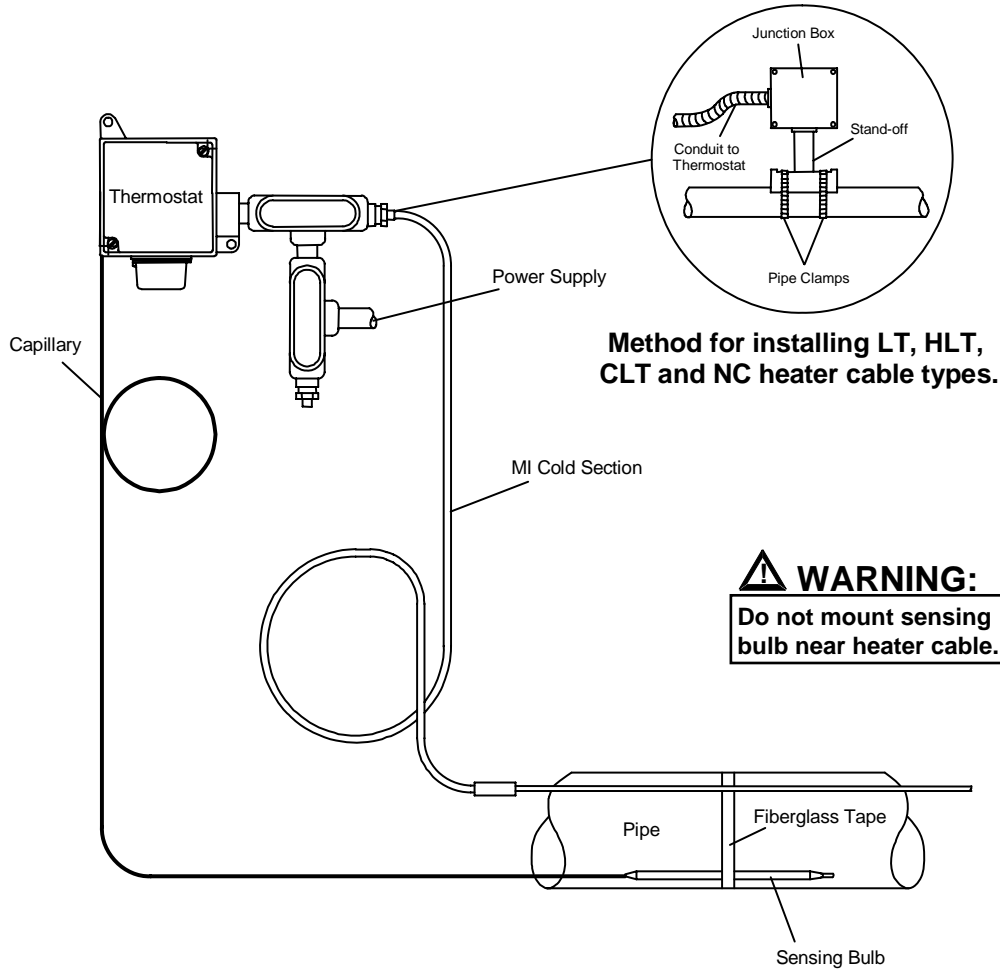
1. Remove cover.
2. Spray a coat of lubricant and rust preventative such as CRC Stor & Lube, electrical grade, on the thermostat body.
3. Replace cover.

### Approvals:

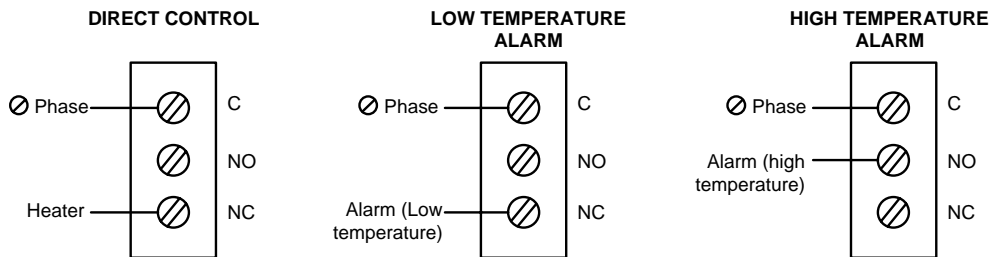
#### General Locations

UL - E89748    CSA - LR701949    CE

**INSTALLATION**



**WIRING DIAGRAM**



Nelson Heat Tracing Systems products are supplied with a limited warranty. Complete Terms and Conditions may be found on Nelson's website at [www.nelsonheaters.com](http://www.nelsonheaters.com).